


## Rules for passing or meeting boats:

Power boats must give way to boats under sail.


### Overtaking boats

All boats, sail or power, overtaking from astern (behind) must keep clear until they are well past the boat being overtaken. The boat in front may not be aware of your presence or intentions.

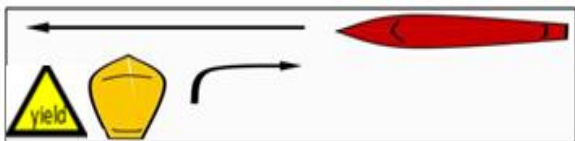


### Power boats meeting head on

Each boat must alter course to starboard (right) to pass on the port (left) side of the other.



### Power boats meeting on an angle (crossing)



Give way to boats on your starboard (right) side.

### In narrow channels - all boats MUST:

Give way to ships, as they may not be able to change course or stop easily.

Keep as far over to the starboard side of the channel as practicable;

DON'T ANCHOR in a channel, unless it is an emergency and it is done to protect life.

Ensure that no wake rules are complied with.



**“LET’S KEEP OUR WATERWAYS SAFE AND CLEAN!”**

### Report a boating accidents or grounding:

The reporting of boating accidents and groundings helps to improve safety of navigation. Accidents do happen, but with knowledge of existing problems, resources can be allocated to improve safety.

The Belize Port Authority installs and maintains the ‘Aids to Navigation’ (buoys, beacons and lights) and safety signage in Belize, and these are provided where they are most needed.

### Reportable incidents include:

Collision, sinking, grounding, stranding, injury to any person, damage to vessel or property; or any incident that may affect safe navigation, give rise to danger to another person, vessel or property. All incidents must be reported by the Captain immediately.

### Who to Contact:

Report boating accidents, dangerous boating, groundings, navigation light breakdowns, navigation hazards, oil or chemical spills, or any other maritime incidents to:

#### **National Maritime Communication Center:**

24/7 Hotline: 232-9440

VHF Ch 16, HF Frequency 2182

#### **Belize Coast Guard:**

222-5260/222-5262 or VHF Ch 16

***“Store these numbers on speed dial in the list of contacts in your phone.”***



**GOOD BOATERS  
BOAT RESPONSIBLY!**

The Belize Port Authority reminds all Mariners to **ALWAYS** practice safe boating.

This pamphlet highlights some important safety tips.



**“THE SAFE WAY IS THE  
BEST WAY!”**



### **GOLDEN RULES FOR SAFE BOATING:**

- ✓ The Master is legally responsible for everyone on board. Make it clear that you are in charge.
- ✓ Check the marine weather forecast. If in doubt, don't go out.
- ✓ Make sure you have enough fuel, and some in reserve.
- ✓ Keep your motor well maintained.
- ✓ Don't overload your boat.
- ✓ Be sure that everyone wears a life jacket and that it fits properly. Wear your life jacket because you may not have time to look for and put one on in times of emergency.
- ✓ Show your passengers where the safety gear is and how it works.
- ✓ Keep a good lookout at all times.
- ✓ Know the "Rules of the Road".
- ✓ Use nautical charts, carry a GPS unit on board or, at a minimum, maintain knowledge of local waters.
- ✓ Don't drink and drive.
- ✓ Anchor carefully so your boat doesn't drag or swing around and damage other crafts.

**REMEMBER! LIFE JACKETS  
FLOAT—YOU DON'T.**

### **BOAT SAFETY CHECKLIST:**



#### **Before you go, check:**

- ✓ The weather
- ✓ Lifejackets for all on board
- ✓ Tell someone where you are going and when you will be back
- ✓ Spare fuel and oars and a bailer
- ✓ Anchor with chain and rope
- ✓ Distress signals (flares)
- ✓ Fire extinguishers
- ✓ Charts of the area
- ✓ Communications - VHF or cell phone
- ✓ Your boat maintenance is up to date.

**Kayakers** – When kayaking, canoeing or using low profile watercraft on Belize's lagoons, rivers and seas, make sure that you can be seen by other boaters. Carry correctly fitting buoyancy aids for each person onboard.

**Jet Skis** - All jet skis must be registered, inspected and licensed with the Belize Port Authority.

#### **SEE AND BE SEEN:**

It is your responsibility to stay alert for other boats, swimmers, dive boats, hazards and obstacles. Check that you display the correct navigational and anchor lights.

#### **Speed Limits:**

Keep the speed below 5 knots (walking speed) when boat is within: 200 meters of shore or a structure; 200 meters of a boat flying a dive flag; 50 meters of another boat or a person in the water; or when the boat has an individual at or on the bow with part of their body (such as legs) over the side. This is dangerous and should be discouraged. Make sure your wake does not endanger other vessels.

#### **Use a Dive Flag:**

All vessels carrying out dive activities must display the code Flag "A" or red and white diver down flag where it can be clearly seen. The flag must be no smaller than 600 mm x 600 mm. (24" x 24")

Divers should stay within 200 meters of the vessel showing these flags. Passing vessels must watch out for diver down flags.



#### **Clean Boats, Clean Waters!**

Think how much you enjoy the clean waters, and help keep them that way by disposing of your garbage properly. It is illegal to discharge oil or any other harmful liquids into the sea.

#### **Remember:**

- ✓ Make sure a responsible person supervises any refueling operation;
- ✓ Keep absorbent material handy to clean up any spill immediately;
- ✓ Mop up any oil substances from the bilge water before pumping your bilge;
- ✓ Dispose of any waste ashore; and
- ✓ If you are responsible for a spill or notice one, notify the Belize Port Authority immediately.